
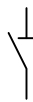





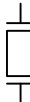

















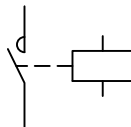
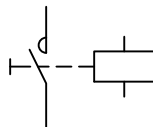
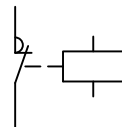
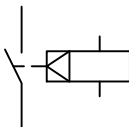



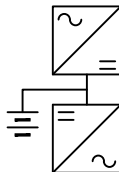
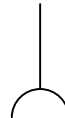
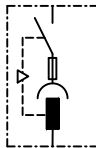

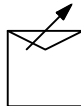

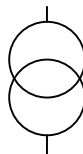



Ferrovie Appulo Lucane

PROGETTAZIONE DEFINITIVA PER POTENZIAMENTO
TECNOLOGICO IN ACC-M/CTC-M DELLE LINEE
AVIGLIANO C. - POTENZA INF. SCALO
AVIGLIANO L. - GRAVINA

PROGETTO DEFINITIVO

COMMITTENTE: FERROVIE APPULO LUCANE		PROGETTISTA: <div> INGEGNERIA E SERVIZI PER SISTEMI FERROVIARI</div> Il Direttore Tecnico Ing. Domenico Valente <div></div>					
Titolo Elaborato: LUCE E FORZA MOTRICE POTENZA INFERIORE - SCHEMA FUNZIONALE QUADRO ACCM (SEZ. NORMALE) - QACCM-N TRATTA AVIGLIANO CITTA' - GENZANO							
Tavola:	1/9	Codice	BAS-LFM-03-B-0	Data:	Giugno 2022	Scala:	N.A.
REV.	DATA	DESCRIZIONE		REDATTO	VERIFICATO	APPROVATO	
A	Giugno 2022	Prima Emissione		F.Tariciotti	F.Rau	D. Valente	

RIF. QUADRO		1	2	3	4	5	6	7	8	9
<div>LEGENDA SIMBOLI</div>										
										
INTERRUTTORE AUTOMATICO	SEZIONATORE	INTERRUTTORE DI MANOVRA/SEZIONATORE	PROTEZIONE TERMICA	PROTEZIONE MAGNETICA	PROTEZIONE DIFFERENZIALE	SALVAMOTORE	ELEMENTO FUSIBILE	TOROIDE	COMANDO MANUALE	
										
COMANDO MOTORIZZATO	SGANCIO LIBERO	MANOVRA ROTATIVA BLOCCO/PORTA	INTERBLOCCO	APPARECCHIATURA RIMOVIBILE/ESTRAIBILE	BLOCCO A CHIAVE (BLOCCATO CON APPARECCHIO IN POSIZIONE DI RIPOSO)	BLOCCO A CHIAVE (LIBERO CON APPARECCHIO IN POSIZIONE DI RIPOSO)	CONTATTO AUX (N, NUMERO DI CONTATTI INSTALLATI, IL TRATTEGGIO INDICA QUALE PARTE DELL'APPARECCHIATURA AGISCE SUL CONTATTO)	BOBINA A MINIMA TENSIONE	BOCINA A LANCIO DI CORRENTE	
										
COMMUTATORE PER STRUMENTI (VOLTMETRICO/AMPEROMETRICO)	AMPEROMETRO	VOLTMETRO	FREQUENZIMETRO	STRUMENTO INTEGRATORE (CONTATORE)	CONTATTORE CON CONTATTI NO	CONTATTORE CON POSSIBILITA' DI COMANDO MANUALE CON CONTATTI NO	CONTATTORE CON CONTATTI NC	TELERUTTORE (RELE' PASSO/PASSO)	OROLOGIO	
										
CREPUSCOLARE	OROLOGIO ASTRONOMICO	GRUPPO DI CONTINUITA' (UPS)	PRESA (SIMBOLO GENERALE)	PRESA CON INTERRUTTORE DI BLOCCO E FUSIBILI	AVVIATORE – SOFT STARTER	VARIATORE DI VELOCITA' (INVERTER)	AVVIATORE STELLA/TRIANGOLO	TRASFORMATORE	LIMITATORE DI SOVRATENSIONE (SPD)	

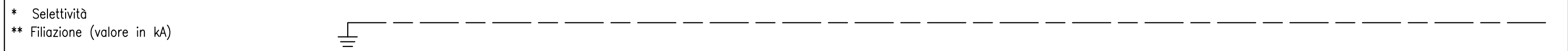


	Tavola: 4/5	Codice BAS-LFM-03-B-0	Data: Giugno 2022	Scala: N.A.

TOPOGRAFICO

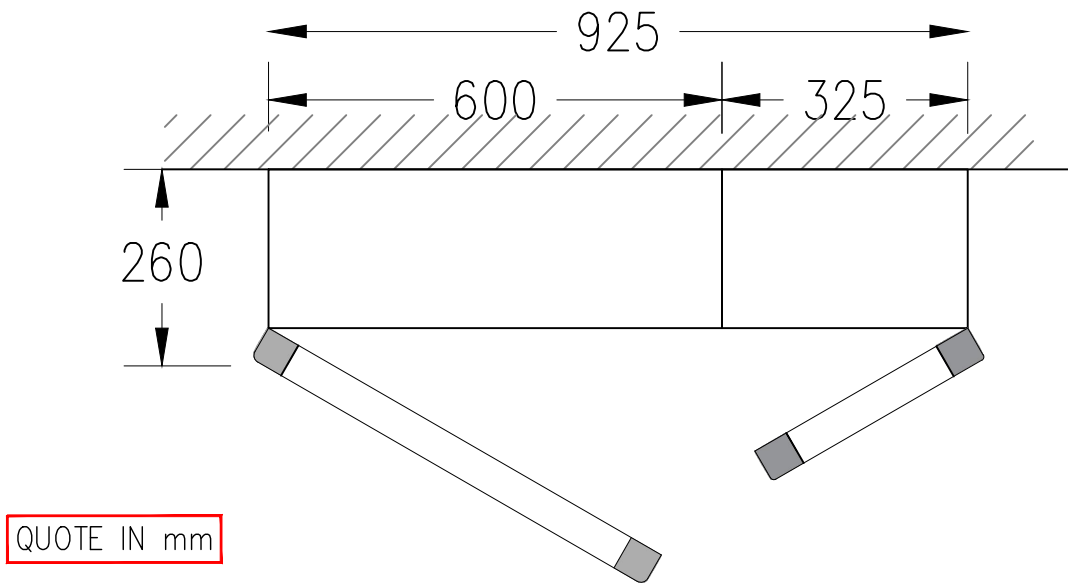

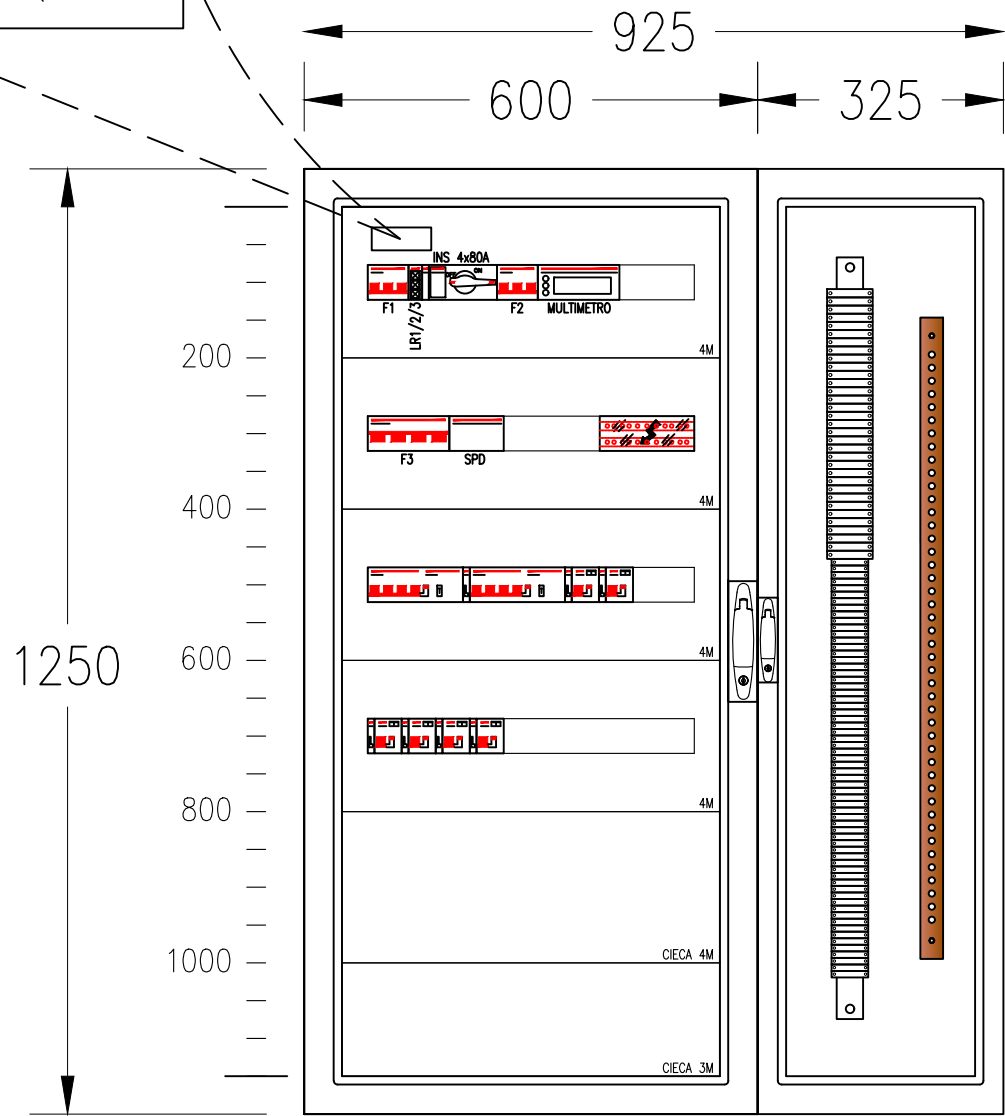
APPARECCHIATURA

TARGA QUADRO

VISTA FRONTALE

VISTA LATERALE

VISTA DALL'ALTO



QUOTE IN mm

- +

+
- CARPENTERIA METALLICA
 - 23 MODULI
 - CLASSE I
 - FORMA 1
 - PORTA TRASPARENTE
 - G.D.P. IP55
 - RESISTENZA ALL'URTO IK10
 - NORME DI RIFERIMENTO:
CEI EN 61439-1
CEI EN 61439-2
- +

+